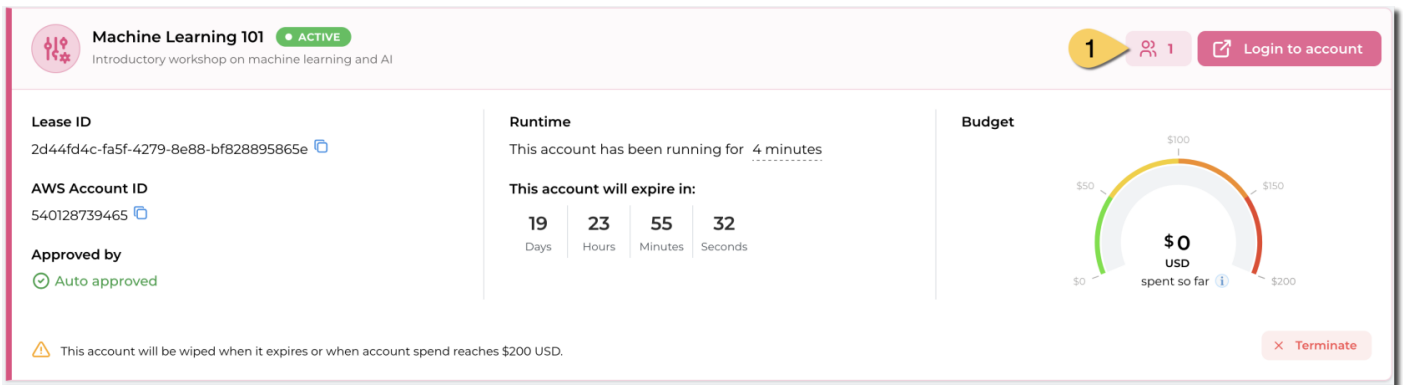


Share my account

Accounts can be shared with other users either at creation time (see [Requesting a New Account](https://docs.sandboxstudiosoftware.com/books/user-guide/page/requesting-a-new-account)) or after the account is active.

Shared users receive the same access permissions as the account owner, making this feature particularly useful for group projects where multiple people need access to the same resources.

To access Sharing option, click on the "Teams" icon in your account list:



The screenshot shows the account sharing interface for "Machine Learning 101" (ACTIVE). The interface is divided into three main sections: Lease ID, Runtime, and Budget. The Lease ID section displays the ID "2d44fd4c-fa5f-4279-8e88-bf828895865e" and the AWS Account ID "540128739465", both with copy icons. The Runtime section shows "This account has been running for 4 minutes" and a countdown timer for expiration: 19 Days, 23 Hours, 55 Minutes, and 32 Seconds. The Budget section features a circular gauge showing "\$0 USD spent so far" out of a \$200 budget, with markers at \$50, \$100, \$150, and \$200. A "Terminate" button is located in the bottom right corner. A warning message at the bottom left states: "This account will be wiped when it expires or when account spend reaches \$200 USD."

- In the side panel, sharing details (or "Team Access") is displayed:
 1. Maximum team size:
 2. Current team members
 3. Adding a new team

The maximum team size (including the account owner) is defined by the manager or administrator of the account type.

Team Access

Share your account with team members.





1

This account can be shared with **up to 5** team members.

Team members (1)

2



User	Status	Actions
 Ryan Williams ryan@example.com	OWNER	

Add team members





Search for team members below to add them to your team.

+ Add team member





3

Note that it may take a few seconds for a shared account to become visible to the invited users.

During that time, the account shows as "Sharing...":

User	Status	Actions
 Admin Admin phil@sandboxstudiosoftware.com	OWNER	
 Laura Kim laura.kim@sandboxstudiosoftware.com	SHARING...	

After a few seconds, the account share becomes active and is shown as below:

User	Status	Actions
 Admin Admin phil@sandboxstudiosoftware.com	OWNER	
 Laura Kim laura.kim@sandboxstudiosoftware.com	ACTIVE	

Sharing can be revoked at any time. For this, simply click on the red bin account to remove access to other users

Revision #4

Created 2026-03-23 15:15:42 UTC by Paul

Updated 2026-04-04 11:04:29 UTC by Paul