

# Lease details

This page describes the different sections of the lease details page:

The screenshot displays the 'Lease details' page for an account named 'Admin Admin' (Empty Account - Full Access). The page is organized into several sections:

- Account Summary:** Shows the account status as **ACTIVE**, Lease ID (e6a6efac-03df-44ce-a96d-fdb2led71860), AWS Account ID (655707936571), and Account Template (Empty Account - Full Access). It also lists the account as requested by Admin Admin (10 days ago) and approved by Auto approved (10 days ago).
- Account Timeline:** A horizontal timeline showing the account's lifecycle: Requested (Mar 24, 2026 3:51 AM), Approved (Mar 24, 2026 3:51 AM), Provisioned (Mar 24, 2026 3:51 AM), Running (The account is currently in use), and Termination (Manual termination required).
- Team members (2):** Lists Admin Admin (OWNER) and Laura Kim (ACTIVE).
- Budget:** A gauge chart showing \$0 USD spent so far out of a maximum budget of \$50 USD. A warning message states: "This lease has a maximum budget of \$50 USD. When this limit is reached, the lease will be terminated and all resources in the account will be deleted."
- Expiry:** Indicates the account has been running for 10 days and has no automatic expiry date set. A message states: "This lease has no duration limit. This lease will continue to run until it is manually terminated or the maximum budget is reached."

Footer: Sandbox Studio v1.10 © Copyright Sandbox Studio Software 2026

## Account Summary

Account summary contains the basic information about the lease and its associated account:

The screenshot shows the 'Account Summary' page. It contains the following information:

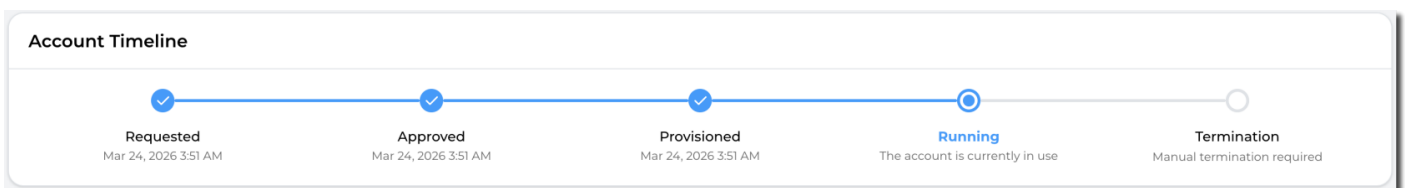
- Status:** ACTIVE (1)
- Lease ID:** e6a6efac-03df-44ce-a96d-fdb21ed71860 (2)
- AWS Account ID:** 655707936571 (3)
- Account Template:** Empty Account - Full Access (4)
- Requested by:** Admin Admin (phil@sandboxstudiosoftware.com) 10 days ago (5)
- Approved by:** Auto approved 10 days ago (6)
- 7:** Login to account button

1. The **Status** of the lease. [See lease status here](#)
2. **Lease ID**. This is the unique identifier of the lease.
3. **AWS Account ID**: When a lease is active, an AWS account is associated to it. This is the AWS account ID for the current lease.
4. **Account template** used for this lease.
5. **User who has requested the lease**. The lease owner may be different than the requester as managers and administrators can request leases on behalf of other users.
6. **Approved by**: Shows the user who has approved (or rejected the lease). For account templates that do not require approval, the lease is auto approved.
7. **Login to the AWS account** using AWS Identity Center.

Note: When a manager or administrator requests an account for an account template he/she can approve, the lease will be automatically approved.

## Account Timeline

The timeline shows you the different stages an account (lease) can go through. It also shows you what current state the account is in.






## Team members

This section shows the users who can access this account. If the account template allows team sharing, then the owner (or a manager/admin) can share the account with other users.

The "Status" column indicates if the share is active (The other user can see and access the lease) or if the account is being shared (Status = "Sharing...").

By clicking on "Update", managers and administrators can share or un-share the account with other users. Refer to [How to share an account](#) for more details.

Team members (2)		 Update
User		Status
 Admin Admin phil@sandboxstudiosoftware.com		OWNER
 Laura Kim laura.kim@sandboxstudiosoftware.com		ACTIVE

## Budget & Duration

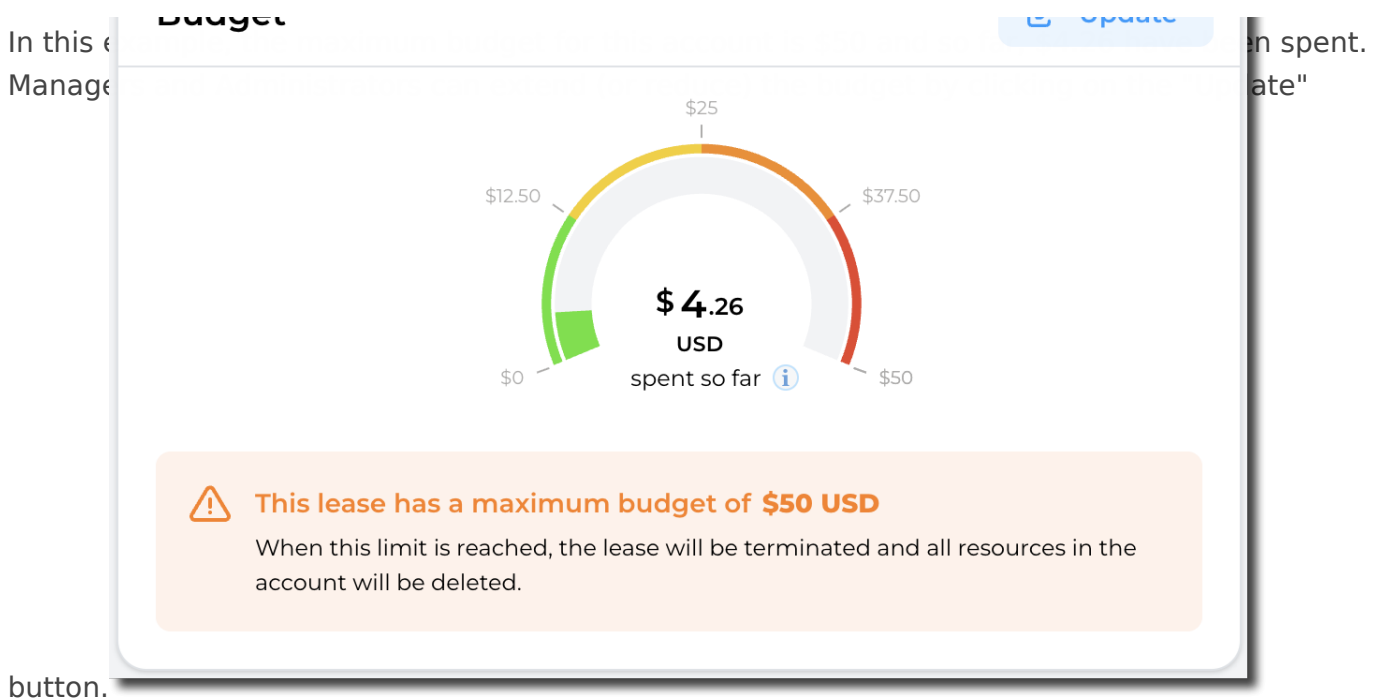
### Account limits versus Account templates limits:

It is important to understand how duration and budget work:

1. The initial budget/duration of an account (*or lease*) is set on account creation, based on the account template used.
  - i.e: If the account template has a budget of \$50, then the account created will have a default budget of \$50.
  - The expiration date is calculated on account creation/start. This is particularly important for accounts related to events: The duration countdown will only start when the event (and therefore the lease) actually start, not when it's created.
2. During the account lifetime, managers and administrators can update the budget/expiration, independently from the account template. They can, for instance, extend the budget or prolongate the lifetime for a particular account without having to change the account template.

## Budget

The budget card shows the maximum budget for the account and the current spend.



## Duration

The duration card shows when this account will expire.

The expiration date is calculated on account creation/start. This is particularly important for accounts related to events: The duration countdown will only start when the event (and therefore the lease) actually start, not when it's created.

In this example, the account has been running for 8 days and will expire in 20 days and 6 hours. Managers and Administrators can extend (or reduce) the lifespan of the account by clicking on the "Update" button.

## Expiry

 Update

This account has been running for 8 days

**This account will expire in:**

<b>20</b>	<b>6</b>	<b>40</b>	<b>1</b>
Days	Hours	Minutes	Seconds



**This lease will expire in 20 days**

When this expiry date is reached, the lease will be terminated and all resources in the account will be deleted.

Revision #5

Created 2026-04-03 03:30:59 UTC by Paul

Updated 2026-04-03 10:54:36 UTC by Paul