

Account template creation - Roles & Access

In this section, you define if leases can be shared, if they require approval, and who can manage and approves them.

Home > Account Templates > New Template > Template Details

Add a new Account Template

Give your users a new way to access a temporary AWS account.

Step 1 Basic Details

Step 2 Budget

Step 3 Lease Duration

Step 4 Account Permissions

Step 5 **Roles & Access**

Step 6 Launch Settings

Step 7 Review

Team Sharing 1

Enable team access
Allow users to share this account with other team members.

Maximum team size *
Set the maximum number of team members allowed per account.

3




Approvals 2

Approval required?
Should requests for this account template be approved by a manager?

Yes

Users (2) 3

Which users can approve and manage accounts using this template.

User	Approver	Manager
 Admin Admin <small>OWNER</small> phil@sandboxstudiosoftware.com	<input checked="" type="checkbox"/>	<input checked="" type="checkbox"/>
 Amanda Davis dev-amanda-davis@sandboxstudiosoftware.com	<input type="checkbox"/>	<input checked="" type="checkbox"/> 

+ Add users

Groups (0) 4

Which groups can approve and manage accounts using this template.

+ Add groups

Cancel < Back Next >

Team sharing (1)

In the **Team Sharing** section of the page. A simple toggle that once enabled will require the Manager or Administrator to provide the number of Users it can be shared with. A User will provide the additional Users that a lease can be shared with a the request.

- Toggle the **Enable team access** to being configuring the number of Users that a lease can be shared with.
- Set the **Maximum team size** to the number of Users to permit per lease.

Team size is: Owner + Number of additional users

Approvals (2)

This section lets you define whether an approval is required to create new leases using this template.

We recommend requiring approval for leases with extended permissions or that will incur high costs.

- Set "**Approval required**" to **Yes** if you want new lease to be approved by managers before being created.

If no approval is required, new leases are created immediately.

Users & Groups (3 & 4)

These sections are set to define who can Approve or Managed leases created for this template:

- **Approver:** Users or groups of users who receive approval requests on lease creation and who can approve leases created with this template
- **Manager:** Users or groups of users who can manage leases created with this template, that is:
 - View the leases
 - Extend budget and duration
 - Terminate leases
 - Login to the AWS account

Administrators can both approve and manage leases, even if not in this list of users/groups

Groups are defined in IAM Identity Center. [How to add groups to IAM Identity Center](#)

Having completed all the fields on the Managers page as needed, click on **Next** to [Account template creation - Launch Settings](#)

Revision #15

Created 2025-07-22 18:16:27 UTC by Winston

Updated 2026-04-04 07:32:41 UTC by Paul